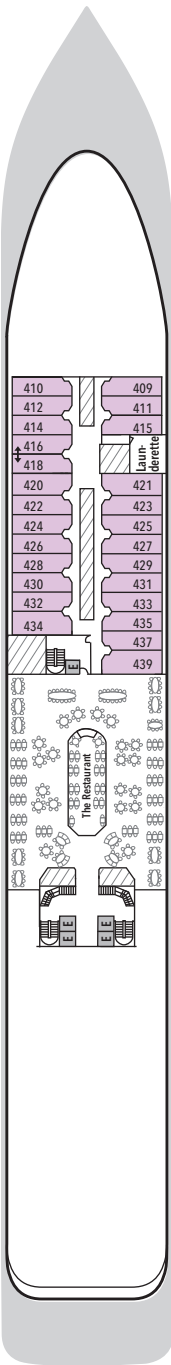
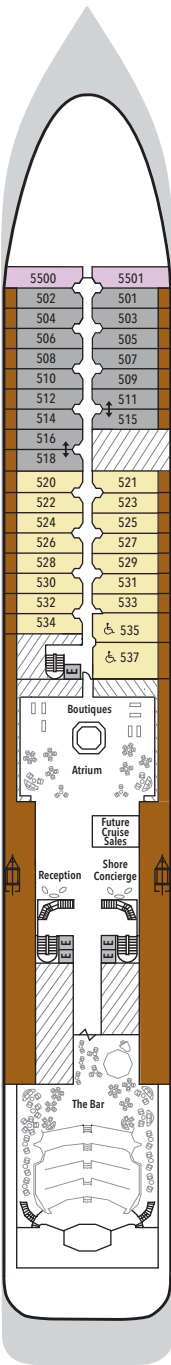


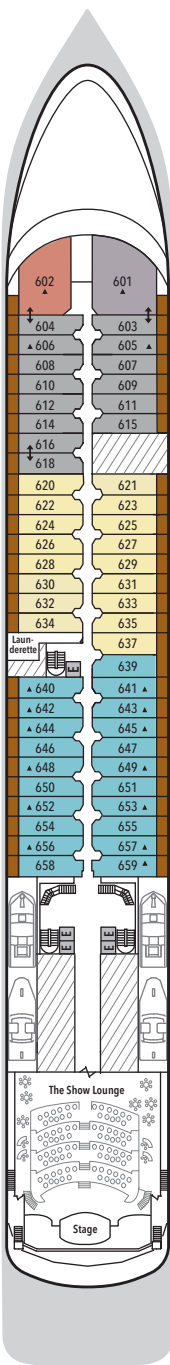
SILVER WHISPER – Deck Plans



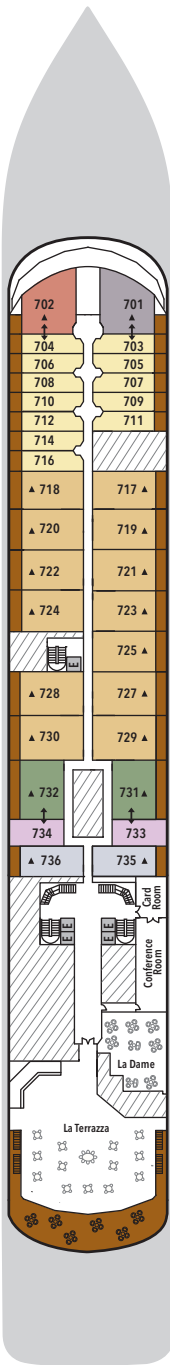
DECK 4
The Restaurant



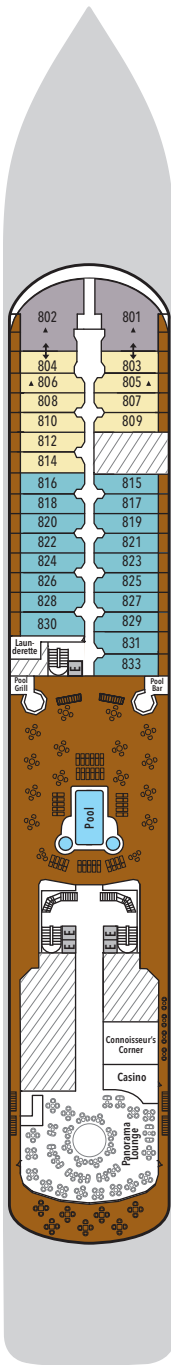
DECK 5
Boutiques
Atrium
Future Cruise Sales
Reception/Guest Relations
Shore Concierge
The Bar




DECK 6
The Show Lounge



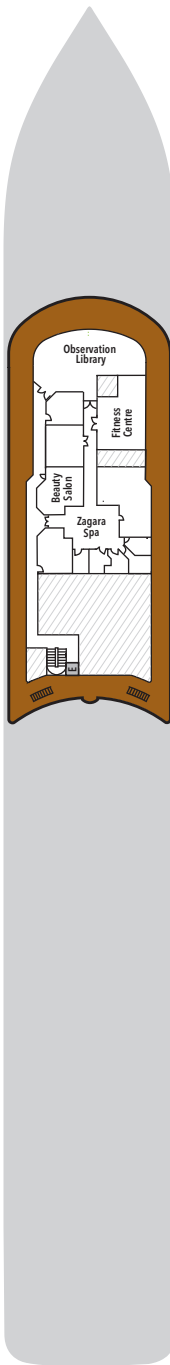
DECK 7
La Terrazza
La Dame
Conference/Card Room



DECK 8
Pool Deck
Pool Bar
The Grill
Connoisseur's Corner
Casino
Panorama Lounge



DECK 9
Jogging Track



DECK 10
Fitness Centre
Zagara Beauty Spa
Observation Library

SUITE CATEGORIES

- Owner's Suite
- Grand Suite
- Royal Suite
- Silver Suite
- Medallion Suite
- Deluxe Veranda
- Superior Veranda
- Classic Veranda
- Vista Suite

SPECIFICATIONS

- Crew 302
- Officers International
- Guests 392
- Tonnage 28,258
- Length 610 Feet/186 Metres
- Width 81.8 Feet/24.9 Metres
- Speed 18.5 Knots
- Passenger Decks 7
- 3rd Guest Capacity
- Connecting Suites
- 416/418, 511/515, 516/518, 602/604, 601/603, 616/618, 731/733, 732/734, 702/704, 701/703, 802/804, 801/803
- Handicap Suites
- 535,537
- Refurbished 2024
- Registry Bahamas

Deckplans are for illustration porpuses only and may be subject to change

Suite diagrams shown are for illustration purposes only and may vary from actual square footage. Please refer to suite specifications for square footage.

SILVER WHISPER – Suite Diagrams

- All suites feature:
- Butler service

• Refrigerator and bar setup stocked with your preferences
- Pillow menu

• Luxury bath amenities

• Plush bathrobe and slippers
- Umbrella

• Complimentary Wi-Fi for all suites

• Direct-dial telephone(s)
- Champagne on arrival



OWNER’S SUITE

Available as a one-bedroom configuration or as two-bedrooms (as illustrated) by adjoining with a Vista Suite.

ONE BEDROOM: 919 SQ. FT. / 85 M²
INCLUDING VERANDA (220 SQ. FT. / 20 M²);

TWO BEDROOM: 1,264 SQ. FT. / 117 M²
INCLUDING VERANDA (220 SQ. FT. / 20 M²)

- Large veranda with patio furniture and floor-to-ceiling glass doors; bedroom two has additional large picture window
- Living room with sitting area; bedroom two has additional sitting area
- Separate dining area and bar
- Twin beds or king-sized bed; bedroom two has additional twin beds or queen-sized bed
- Bathroom with double vanity, separate shower and full-sized whirlpool bath, plus a powder room; bedroom two has additional bathroom with full-sized bath
- Walk-in wardrobe(s) with personal safe
- Vanity table(s) with hair dryer
- Writing desk(s)
- Flat-screen television(s) with Interactive Media Library
- Sound system with bluetooth connectivity
- Espresso machine and tea kettles



GRAND SUITE

Available as a one-bedroom configuration or as two-bedrooms (as illustrated) by adjoining with a Veranda Suite.

ONE BEDROOM: 941–1,090 SQ. FT. / 87–101 M²
INCLUDING VERANDA (103–116 SQ. FT. / 10–11 M²);

TWO BEDROOM: 1,286–1,435 SQ. FT. / 119–133 M²
INCLUDING VERANDA (163–176 SQ. FT. / 16–17 M²)

- Large veranda with patio furniture and floor-to-ceiling glass doors; bedroom two has additional veranda
- Living room with sitting area; bedroom two has additional sitting area
- Separate dining area and bar
- Twin beds or king-sized bed; bedroom two has additional twin beds or queen-sized bed
- Bathroom with double vanity, separate shower and full-sized whirlpool bath, plus a powder room; bedroom two has additional bathroom with full-sized bath
- Walk-in wardrobe(s) with personal safe
- Vanity table(s) with hair dryer
- Writing desk(s)
- Flat-screen television(s) with Interactive Media Library
- Sound system with bluetooth connectivity
- Espresso machine and tea kettles



ROYAL SUITE

Available as a one-bedroom configuration or as two-bedrooms (as illustrated) by adjoining with a Veranda Suite.

ONE BEDROOM: 967–1,007 SQ. FT. / 90–94 M² INCLUDING VERANDA (110–116 SQ. FT. / 10–11 M²);

TWO BEDROOM: 1,312–1,352 SQ. FT. / 122–126 M² INCLUDING VERANDA (170–176 SQ. FT. / 16–17 M²)

- Large veranda with patio furniture and floor-to-ceiling glass doors; bedroom two has additional veranda
- Living room with sitting area; bedroom two has additional sitting area
- Separate dining area and bar
- Twin beds or king-sized bed; bedroom two has additional twin beds or queen-sized bed
- Bathroom with double vanity, separate shower and full-sized whirlpool bath, plus a powder room; bedroom two has additional bathroom with full-sized bath
- Walk-in wardrobe(s) with personal safe
- Vanity table(s) with hair dryer
- Writing desk(s)
- Flat-screen television(s) with Interactive Media Library
- Sound system with bluetooth connectivity
- Espresso machine and tea kettles




SILVER SUITE

Silver Suites accommodate three guests.

653–701 SQ. FT. / 61–65 M²
INCLUDING VERANDA (110–123 SQ. FT. / 10–11 M²)

- Veranda with patio furniture and floor-to-ceiling glass doors
- Living room (with convertible sofa to accommodate an additional guest)
- Sitting area
- Separate dining area
- Twin beds or queen-sized bed
- Bathroom with double vanity, separate shower and full-sized whirlpool bath
- Walk-in wardrobe with personal safe
- Vanity table with hair dryer
- Writing desk
- Flat-screen television(s) with Interactive Media Library
- Sound system with bluetooth connectivity
- Espresso machine and tea kettles

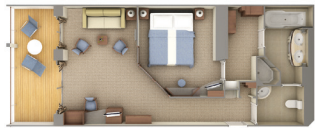


MEDALLION SUITE

Medallion Suites accommodate three guests.

521 SQ. FT. / 49 M²
INCLUDING VERANDA (81 SQ. FT. / 8 M²)

- Veranda with patio furniture and floor-to-ceiling glass doors
- Living room with sitting and dining area
- Twin beds or queen-sized bed
- Bathroom with double vanity, separate shower and full-sized whirlpool bath
- Walk-in wardrobe with personal safe
- Vanity table with hair dryer
- Writing desk
- Flat-screen television with Interactive Media Library
- Sound system with bluetooth connectivity
- Espresso machine and tea kettles



DELUXE VERANDA SUITE
SUPERIOR VERANDA SUITE
CLASSIC VERANDA SUITE

Veranda Suites 605, 606, 640–645, 648, 649, 652, 653, 656 and 657 accommodate three guests. Deluxe Verandas offer preferred central location with identical accommodations to Classic and Superior Verandas.

345 SQ. FT. / 32 M²
INCLUDING VERANDA (60 SQ. FT. / 6 M²)

- Veranda with patio furniture and floor-to-ceiling glass doors
- Sitting area
- Twin beds or queen-sized bed
- Bathroom with double vanity, full-sized bath, separate shower
- Walk-in wardrobe with personal safe
- Vanity table with hair dryer
- Writing desk
- Flat-screen television with Interactive Media Library
- Espresso machine and tea kettles



VISTA SUITE

287 SQ. FT. / 27 M²

- Large picture window providing panoramic ocean views (Vista Suite)
- Sitting area
- Twin beds or queen-sized bed
- Bathroom with double vanity, full-sized bath, separate shower
- Walk-in wardrobe with personal safe
- Vanity table with hair dryer
- Writing desk
- Flat-screen television with Interactive Media Library
- Espresso machine and tea kettles



Images are intended as a general reference. Features, materials, finishes and layout may be different than shown.